

THANK YOU FOR YOUR PURCHASE!



Did you know that when you leave feedback on TPT you earn credits towards future purchases?

★★★★★ Extremely satisfied

I truly appreciate your feedback to help my little store grow.

LET'S BE FRIENDS

Access my
Freebie
Library

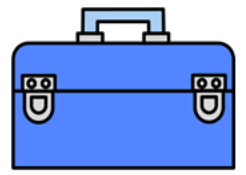
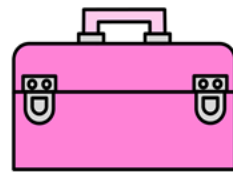

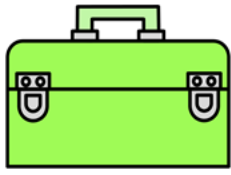
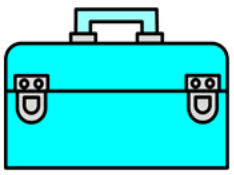


Stay updated on new product announcements (they are 50% off for the first 24 hrs posted!) by following me on TPT, checking out my website, and subscribing to my newsletter.

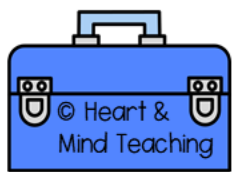
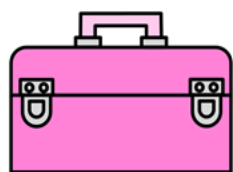
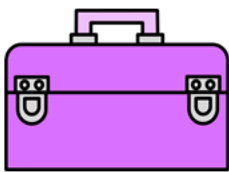
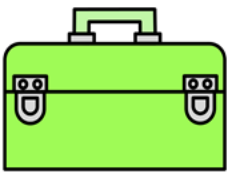


If you have any questions or concerns please email me at:
heartandmindteaching@gmail.com

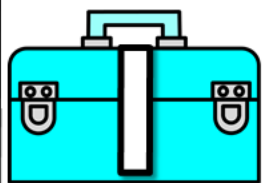
♥
Ashley



BEHAVIOR TOOLBOX Sneaky



BEHAVIOR TOOLBOX



Sneaky

What it looks like

*Student is always into things that are none of their business.

*He/she is always somewhere they are not supposed to be, and disappears when not watched every second.

*Student is good at coming up with reasons for being gone or doing something they should not be doing.

*He/she uses any opportunity to miss class or avoid non-preferred work or activities. For example: Restroom breaks, passes to library or nurse.

*Student is not trustworthy, but it is difficult to provide proof because the student is good at coming up with excuses.

*Other students are envious of student for getting out of work/class.

*Other students blame this student for everything.

*Student avoids work and class due to lack of achievement and views it as an escape. Breaking the rules and sneaking around can also give the student a sense of power.

Sneaky

BEHAVIOR TOOLBOX



Sneaky

What to do

*Speak to the student and attempt to find out why the student is sneaking around. Express to the student that you are worried about them and together need to develop a plan to stop the sneaking around.

*Inform parents right away, let the parents and student know that you will call the parents each and every time they sneak away.

*Ask the student to promise, or sign a contract that you create together, that the student will accept responsibility for being where they are supposed to be and doing what they are supposed to do. Violation of the promise/contract results in a parent phone call.

*Have a weekly progress meeting with student, have them review with you the progress they made that week.

*Give the student a responsibility in the classroom, clearly state expectations for this responsibility. This will help with their sense of responsibility and give them a little power by having a job to do.

*Usually the sneak is avoiding class/work because of a lack of achievement. This could be because of low grades and feeling they cannot improve so they sneak away to avoid the problem. To improve their self-esteem, give them small achievable goals so they feel some success in school.

*Speak to the student about the importance of trust, use the famous tale of the "boy who cried wolf", explain that the villagers could not trust the boys word anymore. Sneaking around lowers the teachers and classmates trust, just like the boy in the story.

Sneaky

BEHAVIOR TOOLBOX



Sneaky

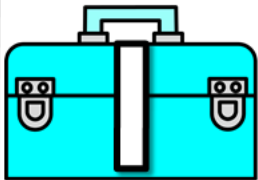
What NOT to do

- *Do not lecture this student in front of others.
- *Do not punish the class as a whole with new rules due to one student's behavior.
- *Do not assume this student is to blame for everything.
- *Do not treat this student like a thief.
- *Do not start to dislike the student, when it is the behavior that you dislike.
- *Do not neglect to inform the parents, a home and school connection is important for improvement.
- *Do not forget to follow up continually with this student, once improvement is shown, it is still important to acknowledge that improvement is ongoing.
- *Do not neglect to involve the School Counselor or Administration if the behavior continues, do not wait for it to be a crisis.

Sneaky

BEHAVIOR TOOLBOX

Sneaky Quick Guide



what it looks like

- *Student is always into things that are none of their business.
- *He/she is always somewhere they are not supposed to be, and disappears when not watched.
- *Student is good at coming up with reasons for being gone or doing something they should not be doing.
- *He/she uses any opportunity to miss class or avoid non-preferred work or activities.
- *Other students blame this student for everything



what to do

- *Speak to the student and attempt to find out why the student is sneaking around. Express to the student that you are worried about them and together need to develop a plan to stop the sneaking around.
- *Inform parents right away, let the parents and student know that you will call the parents each and every time they sneak away.
- *Ask the student to promise, or sign a contract that you create together, that the student will accept responsibility for being where they are supposed to be and doing what they are supposed to do. Violation of the promise/contract results in a parent phone call.
- *Have a weekly progress meeting with student, have them review with you the progress they made that week.
- having a job to do.



what NOT to do

- *Do not lecture this student in front of others.
- *Do not punish the class as a whole with new rules due to one student's behavior.
- *Do not assume this student is to blame for everything.
- *Do not start to dislike the student, when it is the behavior that you dislike.
- *Do not treat this student like a thief.



Sneaky

What to do (Cont.)

*Usually the sneak is avoiding class/work because of a lack of achievement. This could be because of low grades and feeling they cannot improve so they sneak away to avoid the problem. To improve their self-esteem, give them small achievable goals so they feel some success in school.

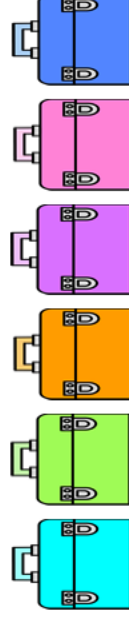
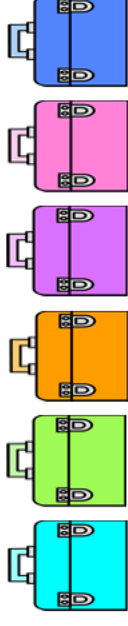
*Speak to the student about the importance of trust, use the famous tale of the "boy who cried wolf", explain that the villagers could not trust the boys word anymore.

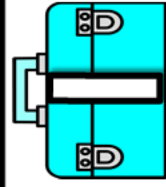
Sneaking around lowers the teachers and classmates trust, just like the boy in the story.

"A change in
behavior
begins with a
change in
the heart."

BEHAVIOR TOOLBOX

Sneaky






Sneaky

What it looks like

- *Student is always into things that are none of their business.
- *He/she is always somewhere they are not supposed to be, and disappears when not watched every second.
- *Student is good at coming up with reasons for being gone or doing something they should not be doing.
- *He/she uses any opportunity to miss class or avoid non-preferred work or activities. For example: Restroom breaks, passes to library or nurse.
- *Student is not trustworthy, but it is difficult to provide proof because the student is good at coming up with excuses.
- *Other students are envious of student for getting out of work/class.
- *Other students blame this student for everything.
- *Student avoids work and class due to lack of achievement and views it as an escape. Breaking the rules and sneaking around can also give the student a sense of power.



Sneaky

What to do

- *Speak to the student and attempt to find out why the student is sneaking around. Express to the student that you are worried about them and together need to develop a plan to stop the sneaking around.
- *Inform parents right away, let the parents and student know that you will call the parents each and every time they sneak away.
- *Ask the student to promise, or sign a contract that you create together, that the student will accept responsibility for being where they are supposed to be and doing what they are supposed to do. Violation of the promise/contract results in a parent phone call.
- *Have a weekly progress meeting with student, have them review with you the progress they made that week.
- *Give the student a responsibility in the classroom, clearly state expectations for this responsibility. This will help with their sense of responsibility and give them a little power by having a job to do.

(Continues on the flap)



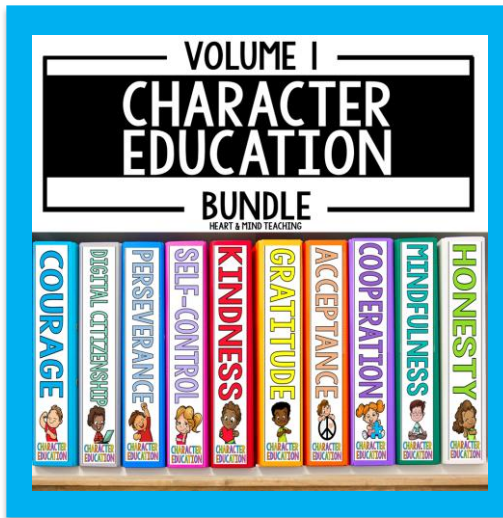
Sneaky

What NOT to do

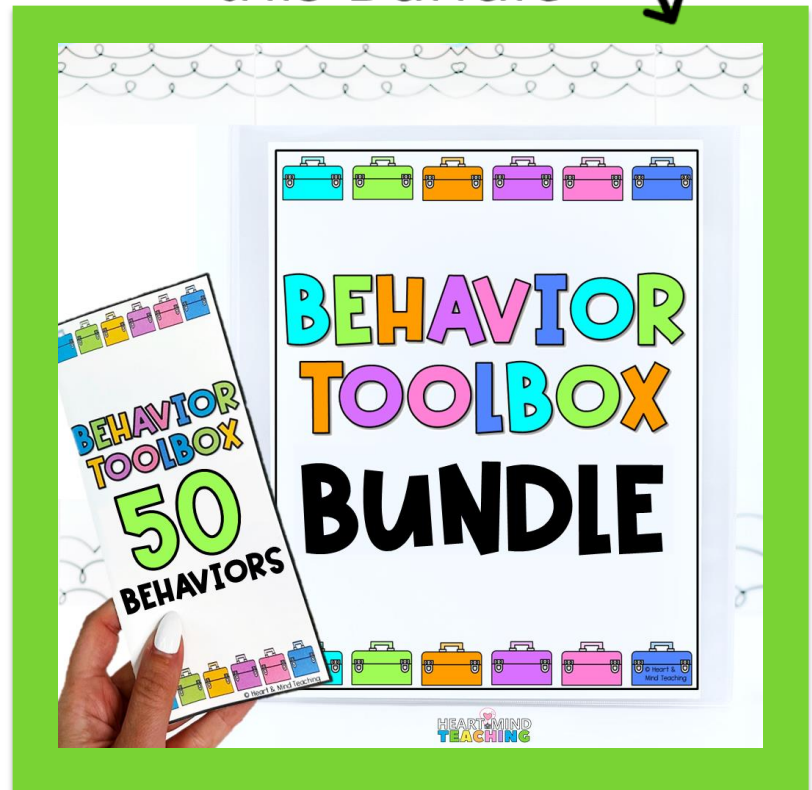

- *Do not lecture this student in front of others.
- *Do not punish the class as a whole with new rules due to one student's behavior.
- *Do not assume this student is to blame for everything.
- *Do not treat this student like a thief.
- *Do not start to dislike the student, when it is the behavior that you dislike.
- *Do not neglect to inform the parents, a home and school connection is important for improvement.
- *Do not forget to follow up continually with this student, once improvement is shown, it is still important to acknowledge that improvement ongoing.
- *Do not neglect to involve the School Counselor or Administration if the behavior continues, do not wait for it to be a crisis.

CHECK THESE OUT

CLICK ON THE PICTURES TO GET A CLOSER LOOK.



This product and **49** others are included in this Bundle →



COUNSELOR
Collab
— with Laura & Ashley —



Would you like to spend less time browsing for resources and lesson planning, and more time serving students? Let Laura from [Music City Counselor](#) and Ashley from [Heart and Mind Teaching](#) do the work for you!

CLICK TO COLLAB

MEMBER PERKS

- ♥ Data-driven resources by theme.
- ♥ \$35+ value of ready-to-use materials.
- ♥ Lessons, group curriculums, forms, & activities.
- ♥ Tier 1, 2, and 3 research-based resources.
- ♥ No contracts, cancel anytime.



THANK YOU

FOR SUPPORTING MY LITTLE SHOP.

Hi there! I'm Ashley- a School Counselor, curriculum developer, blogger, and mama to two young boys. I have a passion for creating fun and engaging resources for Counseling and Social Emotional Learning.

LET'S BE FRIENDS

Ashley

Access my
Freebie
Library



FOLLOW FOR EXCLUSIVE SAVINGS

New products are 50% off for 24hrs.

CLICK HERE

★ HOW CAN YOU EARN TPT CREDITS? When you leave feedback, TpT rewards you with credits that you can use toward future purchases.

ACCESS MY FREEBIE LIBRARY

Join my Newsletter to be informed of all future added freebies.

I WANT FREEBIES

TERMS OF USE

© Heart and Mind Teaching, 2017, 2024. All rights reserved. Purchase of this item entitles the purchaser the right to reproduce for classroom, personal, and google classroom use only. Use in multiple classrooms, requires the purchase of additional licenses. Redistribution or duplication of this product is strictly forbidden without the written permission of the publisher. Copying any part of this product and placing it on a publicly accessible website is strictly forbidden and is a violation of the Digital Millennium Copyright Act (DMCA). You may post this for single-classroom use on a password protected student site such as google classroom. **You may NOT post my products on any public, for-profit, or commercial websites or entities, such as Outschool.** Please do not sell or distribute any part of this as your own. Thank you for abiding by universally accepted codes of professional ethics while using this product.



If you have any questions or concerns please email me at:

heartandmindteaching@gmail.com

CREDITS

